




Dear Families,

Helping your child retain learning over summer vacation is important. i-Ready can help! Your child can work on i-Ready in Math and Reading from any computer or iPad (iOS 11 or higher) with internet access. See iPad directions on the back. Directions and tips are below:

- Students will continue to gain access through their District Portal.

- Website: sso.browardschools.com
- Select "Log in with Active Directory"



Username: your ten-digit student number (06 _____)


Password: Capital P and the student's birthday (Pmm/dd/yyyy)

Select the i-Ready icon

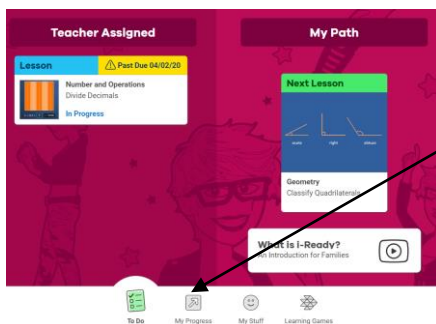


i-Ready

- Students will then select the subject using either button:



- i-Ready will be available until **July 31**, after this date the system will not be available until the following school year starts.
- You can help support your child's learning by:
 - **Asking questions** about each i-Ready lesson:
 - What is one thing you learned in your lesson?
 - What was one thing you thought was difficult?
 - **Checking** student progress by clicking on the "My Progress" tab



Ask questions about "My Progress"

- What do you notice when you look at this data?
- What is something you feel you are doing really well?
- What areas are challenging you?

- Fill out the **lesson log** attached to this document each time your child completes a lesson.
 - We recommend **1 math** lesson and **1 reading** lesson per week.
- **HAVE FUN!**

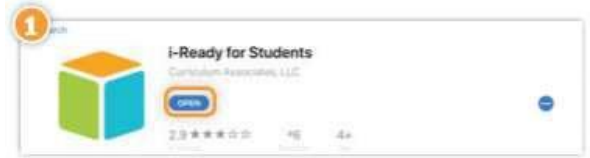
For technical support:

i-readysupport@cainc.com phone: 800-225-0248 Mon–Thurs 8:30 a.m.–7:00 p.m., Fri 8:30 a.m.–5:00 p.m.



Using i-Ready on an iPad

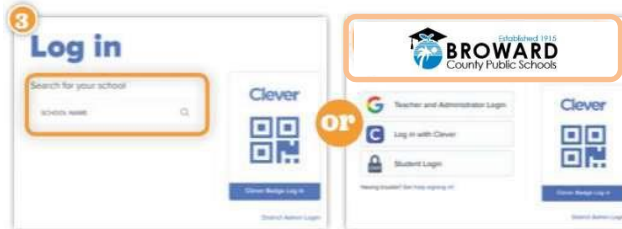
1. Download the “i-Ready for Students” application from the App Store.



2. Download the Clever application from the App Store.



3. Clever may ask you to search for the Broward School District or the name will automatically appear.



4. On the following page, you will have the option to log in using your ten-digit ID number, or with a Clever badge, if your school has made that available to you.

a. If using a username and password, you will be prompted to type it in.

- Username: your ten-digit student number (06_____)
- Password: Capital P and the student’s birthday (Pmm/dd/yyyy)

b. If using a Clever badge, you will be prompted to scan the badge via your iPad’s camera.



5. Once you are logged in to the portal, click the i-Ready icon.



6. You may see the message, “Open this page in i-Ready?” Click “Open.” The i-Ready for Students application will open and your child should be able to use i-Ready.





READING Summer Lesson Log 2020

Date	Lesson Name	Score (in My Progress)	Time on Task	Parent Initials
	1.			
	2.			
	3.			
	4.			
	5.			
	6.			
	7.			
	8.			
	9.			
	10.			



MATH Summer Lesson Log 2020

Date	Lesson Name	Score (in My Progress)	Time on Task	Parent Initials
	1.			
	2.			
	3.			
	4.			
	5.			
	6.			
	7.			
	8.			
	9.			
	10.			